



ECON 11020 3 - Introduction to Econometrics - Instructor(s) - Oscar Galvez-Soriano

Project Title: **College Course Feedback - Autumn 2025**

Number Enrolled: **38**

Number of Responses: **12**

Report Comments

Opinions expressed in these evaluations are those of students enrolled in the specific course and do not represent the University.

Creation Date: **Wednesday, January 21, 2026**

What are the most important things that you learned in this class? Please reflect on the knowledge and skills you gained.

Comment
Use of stata and econometrics
learned stata, different types of testing for relationships between variables
How to analyze economic data. Looked at different types of experiments, such as RCT, DiD, IV, and RDD.
Inference, causality, treatment effect, endogeneity, randomization, research studies.
How to evaluate data.
Using statistical software to make statistical and causal inferences.
This course tackled various methods for statistical analysis, concluding with how to enable causal inference in economic situations. We learned how to use Stata and when causal inference can take place versus analysis of correlational relationships.

Describe how aspects of this class (lectures, discussions, labs, assignments, etc.) contributed to your learning.

Comment
lecture notes and psets
the lectures were the most helpful, while the assignments were helpful in applying content, it did not reflect the structure of the exams which made it harder to understand how to study for the exams
Lectures were extremely helpful in knowing the content, as well as what would be tested on. PSets helped with applying the knowledge learned in a different way.
Lectures and weekly discussion section.
Lectures were not helpful for tests.
The workshops held in class to use stata were helpful to understand how the software works.
Lectures were very helpful as the professor often covered information that would be useful for problem sets or the final exam. Discussions were somewhat helpful, but they felt a bit disorganized sometimes. They did go over relevant information and it was great that slides were released before the final exam for extra review.

Please respond to the following:

	Mean	Median	Strongly Disagree	Disagree	Neutral	Agree	Strongly Agree
This class challenged me intellectually.	4.64	5.00	0.00%	0.00%	0.00%	36.36%	63.64%
I understood the purpose of this class and what I was expected to gain from it.	4.27	4.00	0.00%	9.09%	0.00%	45.45%	45.45%
I understood the standards for success on assignments.	4.18	4.00	0.00%	9.09%	9.09%	36.36%	45.45%
Class time enhanced my ability to succeed in graded assignments.	4.18	5.00	0.00%	9.09%	27.27%	0.00%	63.64%
I received feedback on my performance that helped me improve my subsequent work.	4.27	4.00	0.00%	0.00%	18.18%	36.36%	45.45%
My work was evaluated fairly.	4.42	5.00	0.00%	0.00%	16.67%	25.00%	58.33%
I felt respected in this class.	4.64	5.00	0.00%	0.00%	9.09%	18.18%	72.73%
I felt comfortable expressing my ideas freely in this class.	4.44	5.00	0.00%	0.00%	11.11%	33.33%	55.56%
Overall, this was an excellent class.	4.18	4.00	0.00%	0.00%	27.27%	27.27%	45.45%

Additional comments about the class:

Comment
difficult class materials
If you attend lecture, then this class isn't difficult at all because he provides you with all the necessary information needed to succeed.
I learned a lot but also feel like more practical practice problems for midterm and final should have been provided to build intuition.
Professor Galvez–Soriano is a great professor who looks out for his students and wants them to succeed. I feel that the structure of the course supported my learning and that he made himself very available to supplement instruction outside of class.

I would recommend this class to:

	No	Yes
Highly-motivated and well-prepared students	10.00%	90.00%
Anyone interested in the topic	0.00%	100.00%

Thinking about your time in the class, what aspect of the instructor's teaching contributed most to your learning?

Comment
Notes written on the board
the instructor mentioned a lot of what was applicable to the exam and gave examples of comprehension questions which helped us think through applicatiосn of the material
Lectures were the most helpful
His lectures are really good, if you pay attention and listen to what he says you'll do well
Lecturer examples.
The instructor was open to questions and explaining the concepts in different ways to make sure the explanation was clear.
His lectures and slides were very helpful. They covered the necessary information and included tips for success on assignments. Additionally, he released practice exams that were in the structure of the real exam that enabled preparation, which he was also happy to go over with you in office hours and that the TA went over solutions for as well.

What could the instructor modify to help you learn more?

Comment
more focus on stata and deeper dive in class materials
The lectures are very dense and sometimes hard to understand for someone with not that much background
Do more in class case studies with STATA
More engaging "testing" to make sure students understand concepts live.
Making the class more interactive
I do not think there is anything that comes to mind.

The Instructor . . .

	Mean	Median	Strongly Disagree	Disagree	Neutral	Agree	Strongly Agree	N/A
Organized the class clearly.	4.44	5.00	0.00%	0.00%	11.11%	33.33%	55.56%	0.00%
Presented lectures that enhanced your understanding.	4.56	5.00	0.00%	0.00%	11.11%	22.22%	66.67%	0.00%
Facilitated discussions that were engaging and useful.	4.13	4.50	0.00%	0.00%	37.50%	12.50%	50.00%	0.00%
Stimulated your interest in the core ideas of the class.	4.13	4.50	0.00%	0.00%	37.50%	12.50%	50.00%	0.00%
Challenged you to learn.	4.56	5.00	0.00%	0.00%	0.00%	44.44%	55.56%	0.00%
Helped you gain significant learning from the class content.	4.50	5.00	0.00%	0.00%	12.50%	25.00%	62.50%	0.00%
Was available and helpful outside of class.	4.50	4.50	0.00%	0.00%	0.00%	50.00%	50.00%	0.00%
Motivated you to think independently.	4.38	4.50	0.00%	0.00%	12.50%	37.50%	50.00%	0.00%
Worked to create an inclusive and welcoming learning environment.	4.63	5.00	0.00%	0.00%	0.00%	37.50%	62.50%	0.00%
Overall, this instructor made a significant contribution to your learning.	4.63	5.00	0.00%	0.00%	0.00%	37.50%	62.50%	0.00%

Please include the name of the TA/CA/Intern you are evaluating. What aspects of the TA's teaching contributed most to your learning? What could the TA modify to help you learn more? Please include any additional feedback for the TA/CA/Intern.

Comment
Kanika – she was helpful. Discussion was helpful in going over content learned in the prior week
Kanika.
Kanika, the TA used discussion sections to emphasize on the important concepts and explain them.
Kanika Shokeen

The TA/CA or Intern. . .

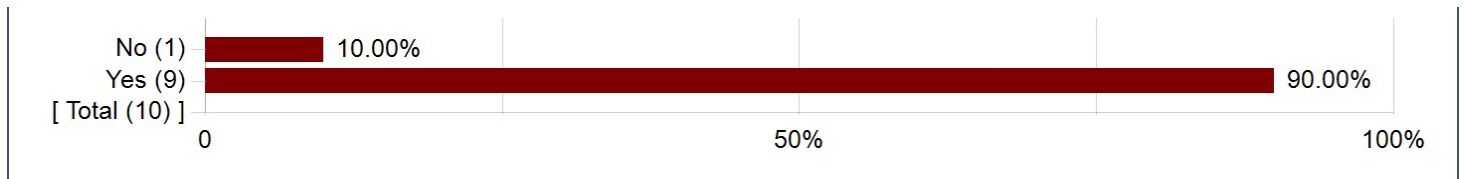
	Mean	Median	Strongly Disagree	Disagree	Neutral	Agree	Strongly Agree	N/A
Facilitated discussions that supported your learning.	4.33	4.50	0.00%	0.00%	16.67%	33.33%	50.00%	0.00%
Gave you useful feedback on your work.	4.17	4.50	0.00%	16.67%	0.00%	33.33%	50.00%	0.00%
Stimulated your interest in the core ideas of the class.	4.00	4.50	0.00%	16.67%	16.67%	16.67%	50.00%	0.00%
Challenged you to learn.	4.17	4.50	0.00%	0.00%	33.33%	16.67%	50.00%	0.00%
Helped you succeed in the class.	4.33	4.50	0.00%	0.00%	16.67%	33.33%	50.00%	0.00%
Was available and helpful outside of class.	4.17	4.50	0.00%	0.00%	33.33%	16.67%	50.00%	0.00%
Overall, this individual made a significant contribution to your learning.	4.17	4.50	0.00%	0.00%	33.33%	16.67%	50.00%	0.00%

How much did the following elements of the class contribute to your learning gains?

	Mean	Median	No Gain	A Little Gain	Moderate Gain	Good Gain	Great Gain	N/A
Laboratory Experience	5.00	5.00	0.00%	0.00%	0.00%	0.00%	100.00%	0.00%
Field Trips	N/A	N/A	0.00%	0.00%	0.00%	0.00%	0.00%	100.00%
Library Sessions	N/A	N/A	0.00%	0.00%	0.00%	0.00%	0.00%	100.00%
Review Sessions	5.00	5.00	0.00%	0.00%	0.00%	0.00%	100.00%	0.00%
Writing Seminars	N/A	N/A	0.00%	0.00%	0.00%	0.00%	0.00%	100.00%

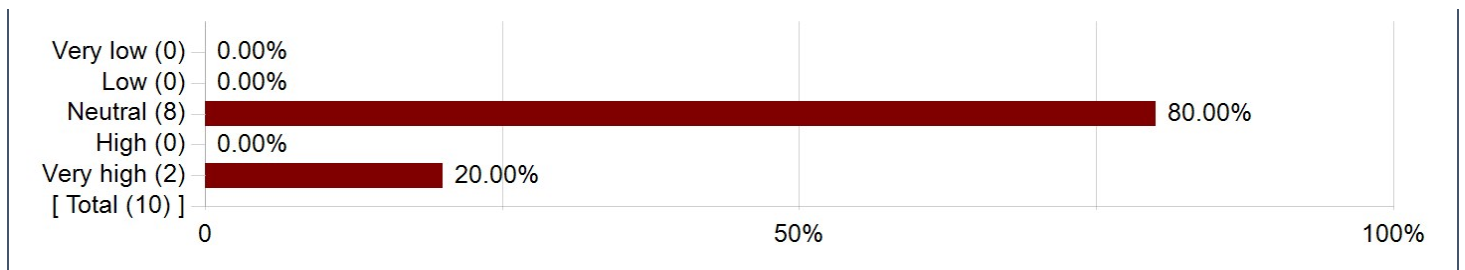
Is this class a requirement of some sort?

Is this class a requirement of some sort?



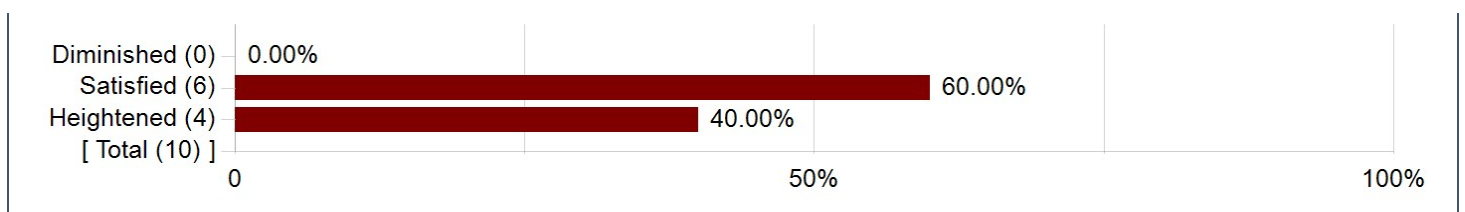
Prior to starting this class, your interest level was?

Prior to starting this class, your interest level was?

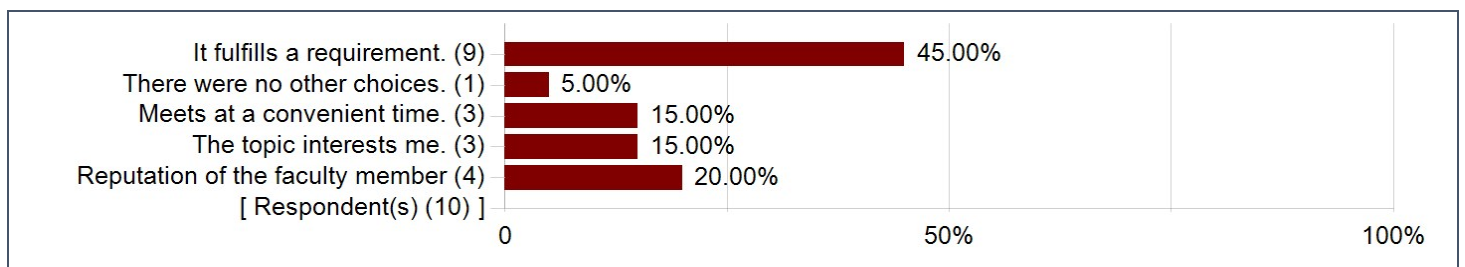


Now that this class is over, your interest is?

Now that this class is over, your interest is?

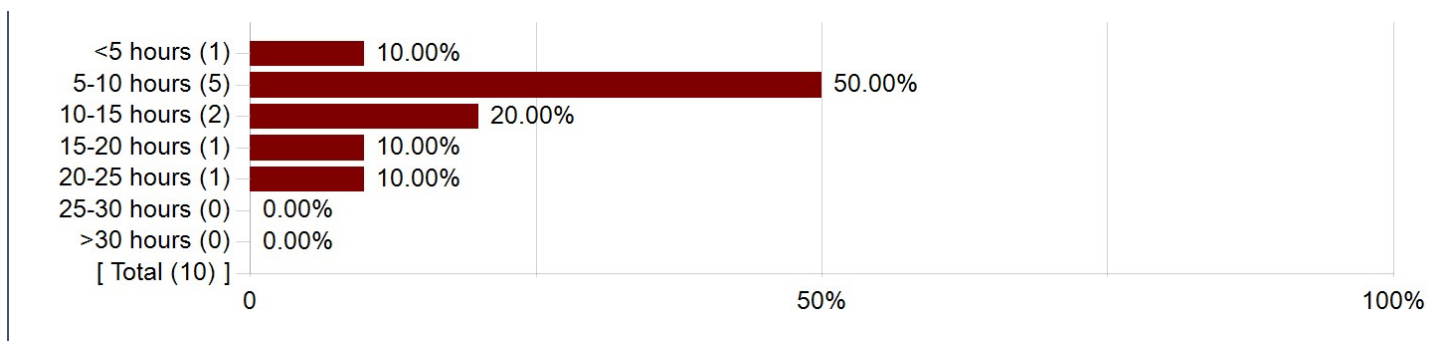


Why did you choose to take this class? (Select all that apply)



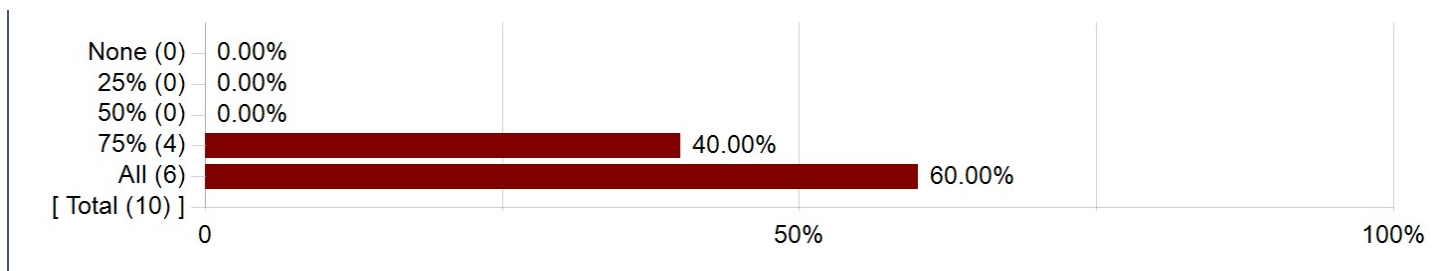
How many hours per week outside of attending required sessions did you spend on this class?

How many hours per week outside of attending required sessions did you spend on this class?



What proportion of classes did you attend?

What proportion of classes did you attend?



Please comment on the level of difficulty of the class relative to your background and experience.

Comment

Very difficult for no experience in metrics.

Not difficult at all if you attend lectures

There were more intricacies and nuances involved in understanding than the professor explained clearly and effectively.

The course is on the more difficult level

It was alright, given my experience with statistical analysis from Stat 220 and research methods classes I had taken. However, the professor made the content even more digestible and I did not have concerns about my ability to grasp content.